



COBRA STONE INC.

A large, stylized yellow cobra with its hood flared, positioned centrally behind the company name. The cobra is rendered in a metallic, textured style.

Quality. Written In Stone.

512-746-5600



Specializing In

- Sandstone Chopped & Flagstone ·
- TX Mix · Lueders · Patio · Rattlesnake ·

Stone Specifications:

Flagstone (Builders Stone):

3"-5" thick, irregular shapes, average length and height is 1' with a rough face, available in white, blue, yellow, red and sandstone.

Drystack:

Available in natural or sawn cut, commonly used for retaining walls, sawn 6" in height from top to bottom and chopped 6"-12" deep, with random lengths.

Sawn Chopped:

3"-5" thick, rectangular in shape, random lengths, heights range from 2"-14", sawn on top and bottom with a rough face, available in white, cream, blue and sandstone.

Regular Chopped:

3"-5" thick, rectangular in shape, random lengths, heights range from 2"-24" with a rough face, available in most colors.

Natural Patio:

1"-3" thick, irregular shapes, average length and width is 1' with a rough face, available in most colors.

Sawn Patio:

Available in 1 1/4" and 2 1/4" thick, typically 22" wide x 4' long. Sawn on top and bottom with a smooth face, available in white, cream, blue, gray lueder and brown lueder.

Window Sills:

Custom made to height, length, and width. Typically sawn on top and bottom (approximately 3"-4" thick with sawn or natural edges).

Mantles:

Custom made to height, length, and width, with specifications included.

Stone Coverage:

Random Patterns:

4" - 8", 4" - 10" = 40 - 45 sq. ft.

Straight Courses:

4" 6" 8" 10" = 40 - 45 sq. ft.

Flagstone (Builder Stone):

= 40 - 45 sq. ft.

Sandstone Chopped / Flagstone:

= 40 - 45 sq. ft.

Patio Stone:

1 1/4" = 120 - 125 sq. ft.

2 1/4" = 75 - 80 sq. ft.

Split Face Patio:

1"-3" = 75 - 80 sq. ft.

West Bone Flagstone: = 35 - 40 sq. ft.

Rosestrip Chop: = 35 - 40 sq. ft.

Rattlesnake: = 40 - 45 sq. ft.

Cave Stone: = 40 - 43 sq. ft.

Drystack:

4 x 6 = 30 sq. ft.

6 x 6 = 30 sq. ft.

6 x 8 = 23 sq. ft.

6 x 10 = 17 sq. ft.

8 x 8 = 23 sq. ft.

8 x 10 = 17 sq. ft.

It is important to keep in mind that stone is a product of nature and its colors and sizes will vary. All natural stones vary in color, texture and character. The end results of your project will depend on the masonry crew. If every piece has one side of color, but is turned to the inside of the wall, a very different look will be achieved than if the color is managed correctly. A sample panel of the look you desire and a good flow of communication with your mason about the look you wish to achieve are very important.

ALL IMAGES ARE COPYRIGHT OF COBRA STONE INC., AND MAY NOT BE REPRODUCED, DISTRIBUTED, TRANSMITTED, DISPLAYED, OR OTHERWISE PUBLISHED WITHOUT THE WRITTEN PERMISSION OF COBRA STONE INC.

Cobra Stone Inc. 512-746-5600

Cobra Stone Inc.

Welcome to Cobra Stone Inc. In today's world of advancing technology, we are proud to be leaders in the field of natural stone manufacturing. Whether your next project is your dream home or a luxury hotel we have all the stone and masonry supplies you need. With five quarries spread throughout the state of Texas you are sure to find exactly what you are looking for. We can customize blends and patterns to ensure the uniqueness of your next home or project.



Each shipment is made to order. Each truck is hand loaded to eliminate contamination and unwanted damage of the stone caused by stockpiling. We have our own fleet of trucks to ensure prompt and professional delivery straight to your jobsite.

In addition to our natural 3"-5" cut limestone and sandstone, Cobra Stone Inc. offers all stone blends in a Natural Stone Thin Veneer. Natural Stone Thin Veneer is created by a process in which real stone is cut to a thickness of 3/4 to 1 1/4 inches. Thin veneer is an ideal substitute to full size stone when considering space issues and/or weight limitations. It is especially great for, but not limited to, interior spaces. Natural Stone Thin Veneer provides the look and feel of full size stone with all the benefits of a thin stone including fast and easy installation and versatility.

Full Stone Veneer
3" to 5" thickness


Thin Stone Veneer
3/4" to 1 1/2" thickness



We offer a large selection of fireplace and hand carved pieces. Whether it's a mantel piece, hearth, or fireplace surround our state of the art equipment and talented team can create anything you can imagine. We have onsite artists who can create customized hand carved pieces including decorative caps, fountains, customized signs, wall accents and decor, and so much more.

We supply to residential customers, masons, landscapers, builders and commercial contractors. Our customers range from the small custom builders to the large production builders and we work closely with each and every customer to ensure the highest of customer satisfaction. It is not the size of our company but, the service and dependability that keep our customers coming back to such a dynamic company.






Autumn Blend
4" 6" 8"






Mojave Desert
4" 6" 8"



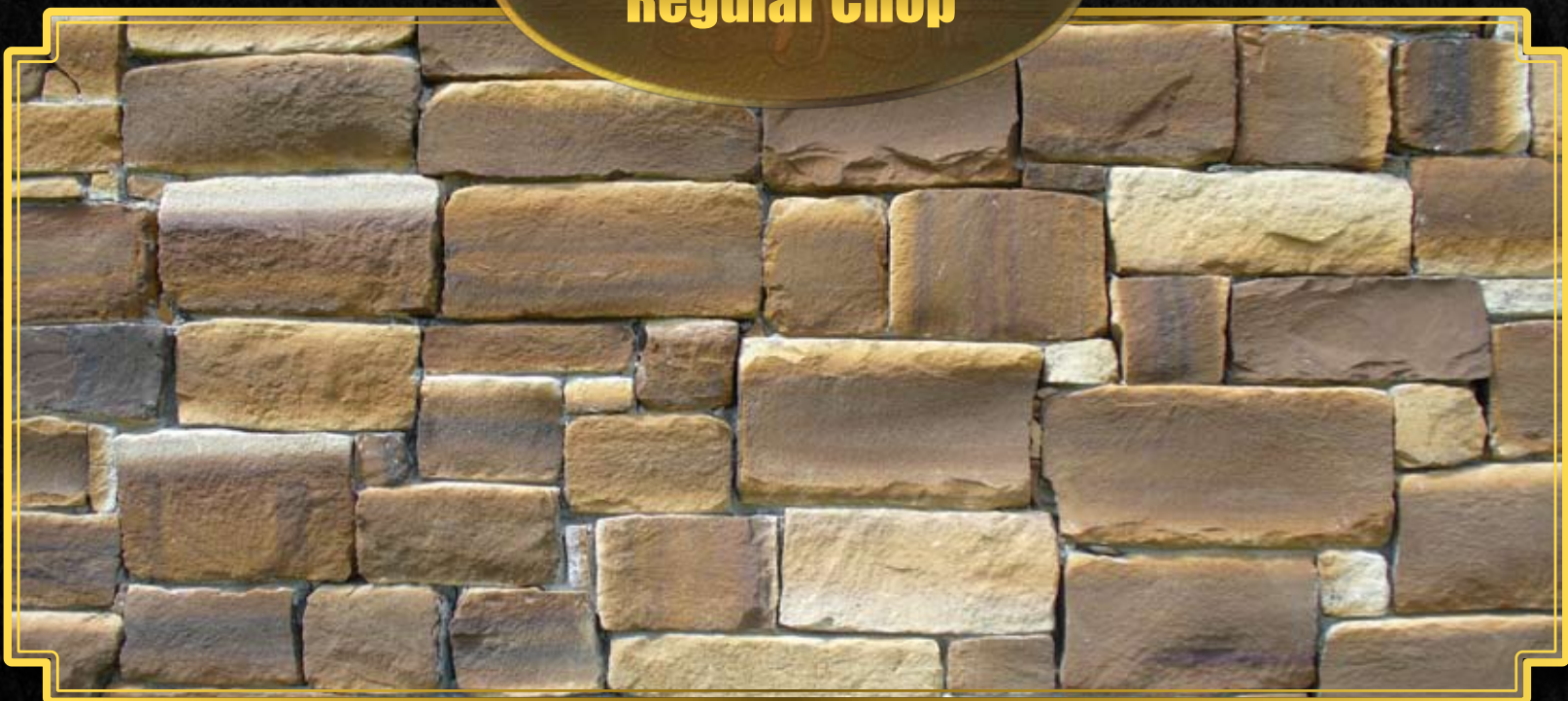


Sonoma Tan
4" 6" 8"






**Chocolate
Regular Chop**






**Autumn Blend
Regular Chop**





**Chicago Blend
Flagstone**





**Weathered
Flagstone**





**West Texas Bone
Flagstone**





White Flagstone







Yellow Flagstone






**Castle Rock w/10"
Quoins**







**Texas Mix
Flagstone**






**Mountain
Fieldstone**





**El Dorado
Flagstone**





**Oklahoma Tuscany
Flagstone**






Moss Flagstone






**Lampasas
Flagstone**





**Texas Verde
Flagstone**







**Chocolate
Flagstone**






**Autumn Blend
Flagstone**





Tuscany Squares





**El Dorado Regular
Chop**





Sienna
4" 6" 8"





Austin Brown
4" 6" 8"






Texas Mix
4" 6" 8"






**Rattlesnake
Regular Chop**





Cave Rock
4" 6" 8"





Blue Marble
4" 6" 8"






Gray Blue
4" 6" 8"





Cobra Blend
4" 6" 8"







**Cobra Cream
4"-12"**







Cobra Cream
4" 6" 8"







**Reno Blend
Regular Chop**





**Cream w/ Vermeer
Face 4" 6" 8"**






Cream
4" 6" 8"





Sierra Blend







White
4" 6" 8"






**Vanilla Cream
6" Courses**






**Cave Select
4" 6" 8"**





**Texas Verde
Regular Chop**






Grey Lueder
4" 6" 8"





**West Texas Bone
Regular Chop**







Aztec Flagstone






**White
Regular Chop**






**Yellow
Regular Chop**





**Viejo Blend
w/Quoins**



#1



Oklahoma Patio

#2



Oklahoma Peach Patio

Pool Scapes

#3



2 1/4" Bull Nose Coping

#4



2 1/4" Cream Patio

#5



3" x 14" Oklahoma Coping

#6



Moss Boulder



#7

Flat Moss Boulders



#8

Moss Boulders

Pool Scapes



#9

Natural Boulders



#10

Natural Boulders



#11

Over Size River Rock



#12

Sandstone Boulders

#13

Autumn Blend Sandstone Patio

#14

Blue Berry Patio

Patios

#15

Cherokee Patio

#16

El Dorado Sandstone Patio

#17

Gray Lueder 2 1/4" Patio

#18

Oklahoma Select Patio



Yellow Patio



Oklahoma Peach Patio

Patios



Pinto Mix Patio



Rattlesnake Patio



Weathered Patio



White Split Face Patio

#25



6"x8" Sandstone Regular Chop

#26



6"x6" Sandstone Sawn

Retaining Walls

#27




6"x8" Sandstone Sawn

#28



6"x12" Cobra Cream

#29



Castle Rock

#30



Cave Mix 4" 6" 8" x 6" Thick



#31

2"x4" Blocks w/6"x12" Cream



#32

2"x4" Nicotine Block

Retaining Walls



#33

2"x 6" Cave Block



#34

4"-8" Antique Lueders



#35

4"-8" Cave



#36

4"-10" Autumn Blend Sandstone

#37

172

Address Block

#38

LAKEWOOD HILLS

Entrance Sign

Specialties

#39

European Wall Accent

#40

Grey Lueder Fountain

#41

Fireplace

#42

Fireplace



Limestone Bench



Limestone Bench

Specialties



European Wall Accent



Cream Horse Statue




Cream Banister Caps




Gray Lueder Banister

#49



Moss Boulders


#50



Moss Boulders


Natural Boulders

#51



Moss Boulders

#52



Cave Boulders

#53



Cave Boulders

#54



Cave Boulders



#55

Natural Boulders



#56

Natural Boulders

Natural Boulders



#57

Sandstone Boulders



#58

Weathered Regular Chop



#59

Weathered Chop w/Antique Lueders



#60


Texas Verde Chop w/Flagstone



#61

Texas Verde Chop

Entrances




#62

Yellow Ledgestone



#63

**Autumn Blend
Regular Chop**




#64

**Gray Blue
2" Course Cuts**



#65

Cimarron Regular Chop



#66

El Dorado Regular Chop

#67

#68

New Products

Marble
River Rock

Mocha
Flagstone

Marble River Rock

Mocha Flagstone



#73

Reno Blend Flagstone



#74

Roughback Sandstone

New Products



#75

Santa Fe Chop



#76

Cimarron Flagstone



#77

Sonoma 4" 6" 8"



#78

Tuscany Flagstone

#79

Chicago Blend
Flagstone

Chicago Blend Flagstone

#80

Cave Select
Flagstone

Cave Select Flagstone

#81

El Dorado
Ledgestone

El Dorado Ledgestone

#82

Montana Mix

**Mountain
Fieldstone**

Sierra
Blend





Quality. Written In Stone.

512-746-5600

P.O. Box 705

Jarrell, Texas 76537

www.cobrastone.com

info@cobrastone.com

Fax: 512-746-5657

Sales Representatives

Pedro Aguado

M: 512-914-3963

NT: 142*25*48924

Fabian Hernandez

M: 512-914-3260

NT: 143*131365*9

