



ELEMENTS

...THE FUNDAMENTAL MATERIALS of which all matter is composed. Over billions of years, the Earth's elements have developed organic compounds in every natural condition. In the pursuit of progress, mankind has learned how to harness these elements for our own creations. The most inspiring of these, whether technological or artistic, are composed of individual elements working together, building upon their intrinsic qualities to transform the everyday into the extraordinary. In the same manner, the elements comprising a beautiful home work together to transcend the ordinary, invigorate the spirit, and inspire the soul. At Belgard, we've taken this idea to heart, designing a diverse collection of pavers, steps, and walls with your creativity in mind. The extraordinary palette of hues, textures, and shapes affords limitless possibilities for transforming outdoor spaces into distinctive personal statements. It's the culmination of the careful crafting of common natural elements...water, sand, rock...and a process yielding uncommon results.



:water

NATURE'S CATALYST. Earth's unmistakable driving force. The basic building block of life. These descriptions of the

integral role water plays in physical processes are no exaggeration. Nor is the importance of its key role in the process by which Belgard® Stone Pavers are created. While the composition of the pavers can be described as rock-solid, their genesis would be impossible without the same crystal clear liquid filling your drinking glass. Water is the essential ingredient. When mixed with cement, it forms the bond locking rock and sand together to create what will ultimately become paver and wall masterpieces. Belgard uses water of the absolute highest attainable quality. This prevents possible adverse reactions from occurring which could weaken the mixture or otherwise interfere with the hydration process. Purity is paramount when it comes to crafting the strongest, most reliable, efflorescence-resistant products available. So while you're relaxing on your beautiful new pool deck or patio, may we suggest taking a moment to raise your glass to H₂O and its part in making a truly resilient product .



: Mega-Bergerac, large squares

mega-bergerac® *Collection*

CREATE STYLE.







A CLASSIC IN THE TRUEST SENSE, the Mega-Bergerac collection features pavers whose large stature and hand-cobbled appearance recall the stone slab roads, plazas and courtyards of the old world. The collection's trademark dimpled surface on the edges and face of each block is accomplished through a natural antiquing process, giving them a rugged, timeworn character.

Mega-Bergerac pavers are crafted in both traditional large squares and three additional "variable" sized squares, allowing for stones to be randomly positioned when installed, making them unique to virtually any space or hardscape floorplan you can create.



mega-bergerac

Collection

As a result, your completed installation becomes a truly one-of-a-kind work of art. In addition, the collection also features circle pavers that can be used in conjunction with the standard pavers to create unique and interesting accents. Available in a range of blended natural hues and earth tones, the Mega-Bergerac collection offers the vintage look of old stone with decidedly modern durability.







:cement

AN ESSENTIAL INGREDIENT in Belgard®

Stone Pavers whose importance belies

its simple origin, cement begins life as

a lowly granular compound commonly known as "clinker". This kiln-fired mixture of earthen elements such as limestone, shale, clay, and iron ore is combined with gypsum, then ground into a ultra-fine powder. When properly mixed with water, cement's innate chemistry comes to life and the humble grey dust morphs into a hardening paste. This characteristic is made possible through a chemical reaction called hydration, which makes cement the "glue" that effectively binds sand and rock together in solid form. Belgard pavers, curbs, and walls are produced using quality Portland cement, reinforced with an infusion of strengthening agents. Extra attention to the composition of our products provides assurance that once installed, your Belgard hardscape will not only look beautiful, but work hard too.



: Bergerac and Bergerac Circle
with Celtik Wall and Step


bergerac *Collection*

CREATE DRAMA.





VERSATILITY WITH A FLAIR FOR THE DRAMATIC. You'll find it in Bergerac, the slightly less large-scale, yet equally distinctive counterpart to Mega-Bergerac. Bergerac is a medium-sized paver with the venerable look and feel of ancient Roman cobbled block. Its intriguing tactile qualities are enhanced by a measured degree of antiquing, Belgard's method of controlled natural aging. Antiquing gives pavers the appearance of centuries-old ancestral stone, resulting in each one looking uniquely different than the next.





: Bergerac & Bergerac Circle
and Cotlik Wall and Step

bergerac *Collection*

While the visual effect is convincing, as the old saying goes, looks can be deceiving. Like all Belgard pavers, the Bergerac collection employs the latest advances in materials technology. This adds up to pavers whose remarkable beauty is surpassed only by their pure muscle. Ultra-strong, high-density, efflorescence-resistant composition gives Bergerac pavers the resiliency to withstand the toughest punishment Mother Nature can dish out.

The Bergerac collection also includes circle pavers, allowing you the design flexibility required to realize even the most ambitious hard-scape plans. No matter what you're creating – be it a poolside patio, courtyard, driveway, or all these and more – our Bergerac paver is the genuinely classic choice.







:sand

MANY OF US CAN RECALL SPENDING
CHILDHOOD SUMMERS at our favorite
seaside beach and the fun of building

sand castles along the water's edge. An afternoon of patient, purposeful construction would ultimately lead to furrowed brows as the breaking tide slowly crept in. Your well-dug moat surrounding the shoreline fortress gradually filled with thick, wet sand until it became indistinguishable from the surrounding beach. While it may have frustrated many a young engineer-in-training, it illustrates a characteristic of sand that serves us well in the manufacturing of Belgard® Stone Pavers. Sand, by its very nature, acts to completely fill the smaller voids in the mixed material, giving it a uniform consistency and improved workability. When sand and aggregate are combined in the proper proportions, the result is a stronger paver with unsurpassed color retention, durability, and resistance to weather extremes.



dublin cobble *Collection*


CREATE COMFORT.







EXUDING A QUIET SOPHISTICATION that belies its humble origins, Dublin Cobble® is one of Belgard's most requested paver collections. A smaller block than the Bergerac, it is nonetheless every bit as unique in character. The paver's understated surface texture is gently distressed by antiquing to give Dublin Cobble a comfortable rustic ambience. This casual elegance secures the collection's status as a perennial favorite of Belgard clients from coast to coast. Available in modular, combination, and circle-style pavers, the Dublin Cobble collection's versatility enables designers to lay out an impressive array of shapes and patterns, creating wonderful, statement-making hardscapes for their appreciative clients.



dublin
cobble
Collection

Dublin Cobble's versatile nature doesn't end there. Choose a color palette, blending a range of organic hues, and create harmony with an astonishing variety of environments and home exteriors. Combine this with incredible strength, lasting durability, and top-flight resiliency against extreme heat, freezing, and efflorescence. You now have a paver worthy of a special place in discerning residences across America.








:rock

BURIED TREASURE! The very phrase conjures up images of feisty buccaneers and chests of gold beneath sugar-white

sands. Perhaps Long John Silver would have taken a second glance at the holes his crew dug if he'd realized the incredible potential that the ground beneath him possessed. Fortunately for us, our "buried treasure" is relatively easy to locate and the rewards are apparent with each satisfied homeowner. Belgard® Stone Pavers are crafted using a diverse range of aggregates – natural rock gravels and sands mined and extracted from quarries in a wide variety of locales and geographic regions across the United States. Aggregates can strongly influence the material's freshly mixed and hardened properties, such as color and appearance, surface texture, durability, and abrasion and skid resistance. Consequently, the selection of aggregates is an important step in the manufacturing process.



cambridge cobble *Collection*

CREATE HARMONY.







RECALLING THE QUIET AVENUES of 19th-century small-town America, the Cambridge Cobble collection's nostalgic appeal is characterized by gently rounded corners and a smoother surface quality than its cousin paver, Dublin Cobble. Crafted in rectangular, square, and circular styles, Cambridge Cobble offers unlimited versatility in hardscape floorplans. As with most Belgard pavers, you'll find a beveled edge around the top, preventing a tripping hazard should a paver happen to be slightly higher or lower than its neighbors. Why all the extra attention? You've made us part of your home. That makes you part of our family.



: Cambridge Cobble Tumbled

cambridge
cobble

Collection

Whether your hardscape dreams include a path, pool deck, entrance or porch, there's a Belgard paver collection perfectly suited for bringing your plans to life. Cambridge Cobble, like its counterpart Belgard pavers, offers a variety of color and pattern potential, making it suitable for use in both new and retrofit residential applications. Its unsurpassed durability insures low maintenance once installed and high satisfaction for years to come.





holland stone *Collection*

CREATE TRANQUILITY.







A STURDY CONCRETE PAVER with the familiar look and feel of traditional brick. Holland Stone is simple in design, yet capable of producing an amazing variety of complex patterns and textures. Combine this variety with a wide-ranging color palette for limitless design possibilities. Whether set end-to-end or side-by-side, herringbone or parquet, the visual interest created by Holland Stone's pattern makes it a practical choice for commercial and residential installation.





:color

TO CREATE THEIR PIGMENTS, THE
PREHISTORIC PAINTERS OF 16,000 B.C.

reached into the earth. They brought

forth compounds of iron oxides yielding muted colors of red, yellow and brown.

Across the millennia, from the caverns of Lascaux to the cathedrals of Florence, artisans extracted nature's subterranean palette to color mankind's art and architecture. Belgard®

Stone Pavers trace their lineage to this time-honored tradition. Using organic geologic compounds, our craftsmen create blends in a range of select hues and tones which are chosen for their ability to compliment any landscape or natural environment.

Whether you reside in a wooden clapboard Cape Cod style home in Hartford, a brick Georgian in Atlanta, or a stucco-covered Spanish Mission in Phoenix, you'll discover a

variety of paver colors perfectly suited for your geographic region. We craft our blocks by meticulously blending three to five colors with a rich mixture of concrete, giving

each block a one-of-a-kind appearance. This attention to the aesthetic culminates in a product that, once installed, will grace your home exterior with lasting beauty.



celtik wall *Collection*


CREATE ATMOSPHERE.







EVERY GREAT WORK OF ART deserves a frame and your Belgard paver installation is no exception. Our Celtik Wall collection offers the perfect compliment. Celtik Wall and Curb work superbly as companions to your paver layout or as a standalone structure for landscape contours and garden borders. Celtik emulates the rough-hewn look of natural stone, countered with a flexibility that permits custom contouring to any landscape or floorplan. It's an integrated approach to design that simply makes good sense.





:craft

GOOD MACHINERY can produce items of great consistency and accuracy, but it is the attention to detail and

aesthetics that will create the most desirable results. Work that truly commands our attention and admiration goes far beyond what is expected, adding that certain uncommon element called the craftsman's touch. Anything – whether it be wood furniture, stained glass, a carved balustrade or a backyard hardscape – constructed with care by an expert of his craft is worthy of a special kind of admiration. We instill this dedication to craft in every Belgard paver we create – from the earliest stage of mixing to the final installation. The professional landscape architects and contractors who use Belgard in their projects do so because they know they are working with the finest interlocking concrete paver available. Its good looks and versatility allow their clients to realize their artistic vision, while its strength and durability assure a beautiful, functional centerpiece to their home exterior for decades to come.

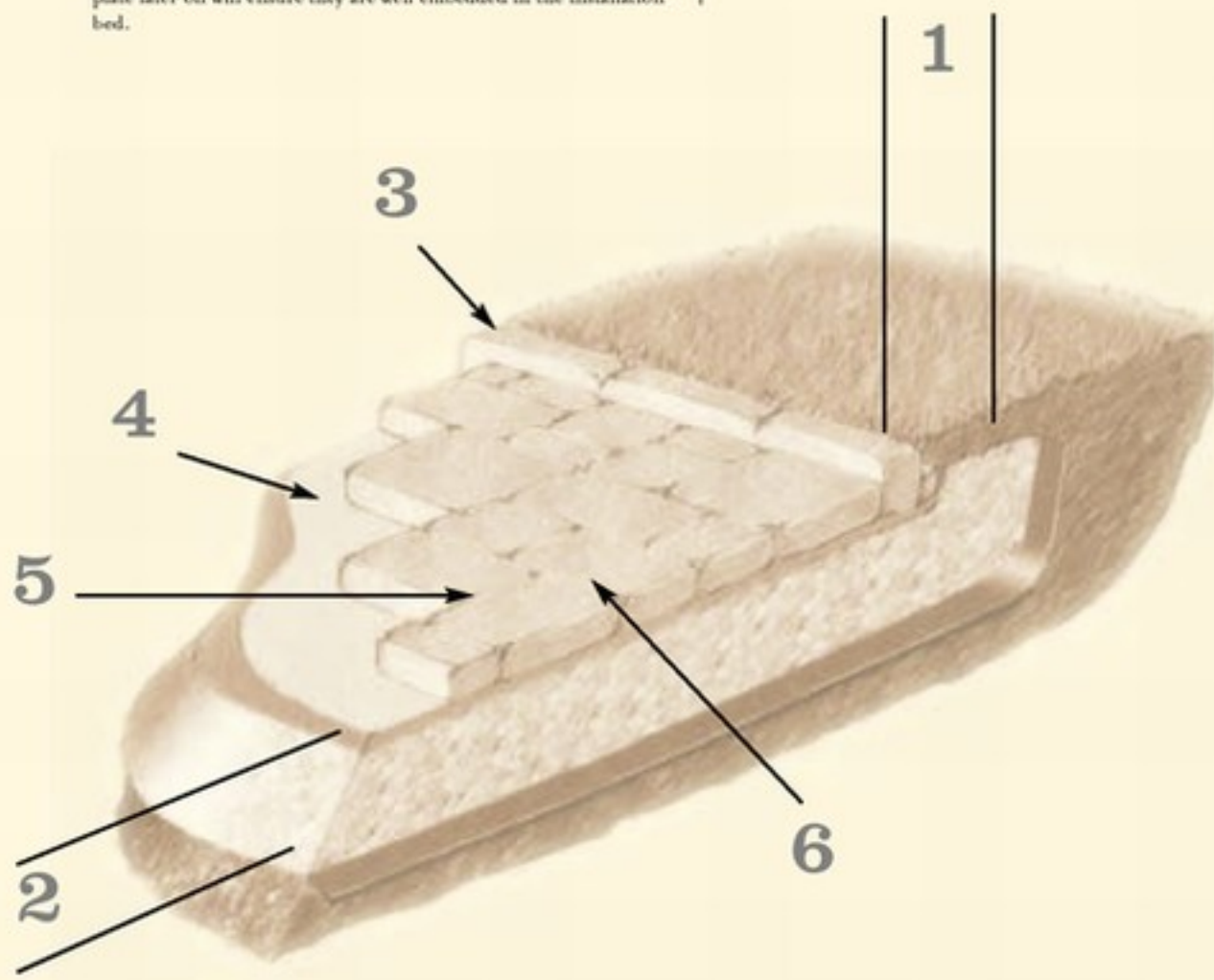


: Dublin Cobble
with Celtic Wall & Step

:installation

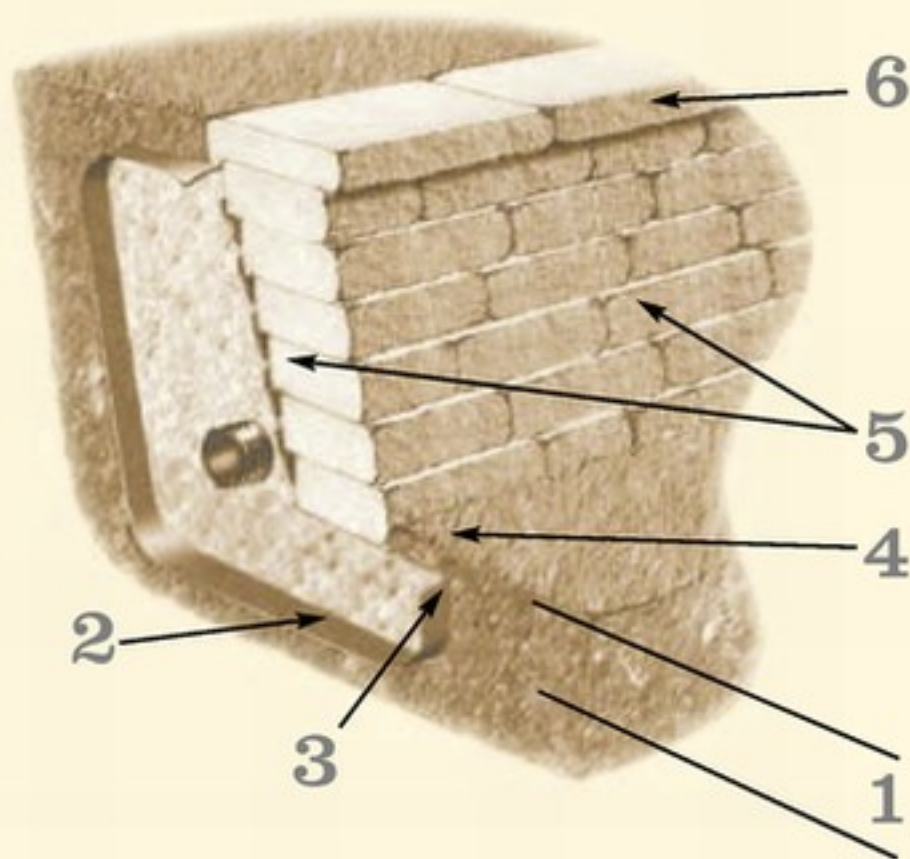
PAVERS AND/OR SLABS

- 1 Excavation** – Consult our Web site to find out the minimum excavation required for your specific project. The excavation contour should extend beyond the surface to be paved by a distance equal to 1 to 1 1/2 times the thickness of the foundation. Don't forget to allow for a minimum incline to ensure adequate drainage. We recommend the use of a geotextile membrane between the natural soil and the foundation materials to prevent the mixing of the two, as well as to provide greater stability for your project.
- 2 Foundation** – To obtain optimal stability, you must fill the excavated area with a layer of crushed stone and compact it several times.
- 3 Curbs** – If you are installing either Universal Curbs or Universal Mini-Curbs you should do so now. If you have chosen the Celtik curbs, they will be installed at step 5, prior to the stabilization of the pavers.
- 4 Installation bed** – Spread and level a uniform layer of concrete sand or screening in the excavation. Any significant variation in bed thickness may cause irregularities in the paved surface. **IMPORTANT:** Take care to avoid compacting the sand before putting the pavers in place unless on a concrete slab. It is preferred to pre-compact setting bed on slabs. Compacting the pavers with a vibrating plate later on will ensure they are well embedded in the installation bed.
- 5 Laying the pavers or slabs** – Arrange the pavers according to the pattern chosen. Make sure the spacing is uniform and check the alignment of the pavers on a regular basis. Install the Celtik curbs on each side of the paved area now. Stabilize the pavers by using the vibrating plate. *Note: This last procedure is not suitable for slabs.*
- 6 Filling the joints** – Spread concrete sand over the pavers and work it into the joints by brushing in all directions. For best results, use Techni-Seal polymeric sand or stabilizing sand. Stabilize the pavers once again with the vibrating plate. *Note: This last procedure is not suitable for slabs.*



A detailed installation guide and list of tools you will need are available on the Belgard Web site www.belgard.biz

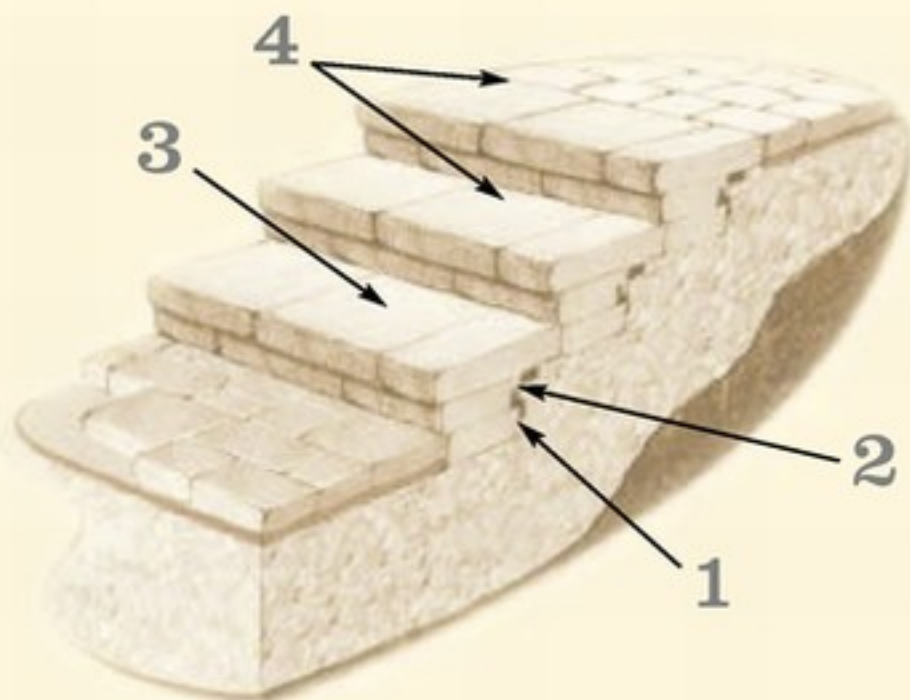
RETAINING WALL – INSTALLATION



Consult our Web site for the technical details concerning each type of wall.

- 1** Excavation – Dig a trench that will be deep enough to contain the foundation materials, as well as the first row (or first several rows) of blocks. As a general rule, 10% of the wall's height should be buried in the ground.
- 2** Preparation of the base – Install a geotextile membrane to prevent the soil from obstructing the drainage system.
- 3** Foundation – Prepare the foundation with crushed stone. Compact this layer. Place a perforated drain on top of the compacted stone. The drain will be covered with clean stone in step 5.
- 4** First row – Place the first row of blocks on the compacted foundation. Make sure they are level.
- 5** Building the wall – Install the following rows of blocks. Fill the space behind the blocks with clean stone.
- 6** Finishing – Install the last row of blocks or the capping modules, depending on the type of product you have chosen. Cover the clean stone with the geotextile membrane. Fill and level the soil behind the last row of blocks to complete the job. Note: It is important to glue the capping modules with a concrete adhesive.

STEPS – INSTALLATION



Consult our Web site for the complete step by step installation guide.

- 1** Foundation – Place solid concrete blocks or Universal curb blocks in a level position on the compacted surface to support the first series of risers. The surface of these blocks must be flush with the surface of the pavers.
- 2** First riser – Install the first series of risers. Fill in the space behind the risers with crushed stone and compact well. SUGGESTION: To alternate joints, split the riser in two.
- 3** First step – Install the first step module on top of the riser, taking care to insert the square anchor. NOTE: It is important to glue the riser and step modules together with a concrete adhesive.
- 4** Following rows – Repeat steps 1, 2 and 3 until desired height is reached.



COMMON ELEMENTS crafted to achieve uncommon design. At Belgard, we like to think we've taken a flair for the artistic and, mixed with a little bit of science, created an truly satisfying way for you to fulfill your dreams, bring your ideas to life, and ultimately make a dramatic, lasting statement upon the canvas you call home. Now that you have a glimpse of the latest Belgard paver, wall, and curb collections, you'll find it's really quite easy to get started. Your contractor can supply the material and installation, you provide the vision. Go ahead...it's your world. *Create.*